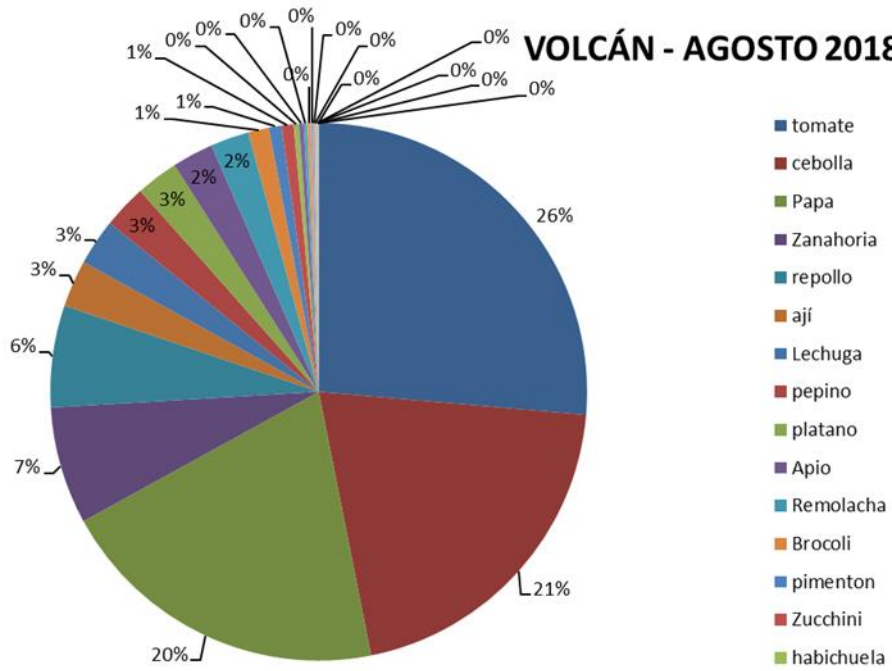


| <b>CANTIDAD DE PRODUCTO INGRESADO AL CENTRO POR MES - VOLCÁN</b> |                  |                      |                        |            |
|--|------------------|----------------------|------------------------|------------|
| <b>AGOSTO 2018</b>   |                  |                      |                        |            |
| <b>PRODUCTO</b>  | <b>AGOSTO</b>    | <b>TOTAL GENERAL</b> | <b>TOTAL QUINTALES</b> | <b>%</b>   |
| Tomate   | 268,130          | 268,130              | 2,681                  | 26         |
| Cebolla  | 208,500          | 208,500              | 2,085                  | 21         |
| Papa   | 204,798          | 204,798              | 2,048                  | 20         |
| Zanahoria  | 71,742           | 71,742               | 717                    | 7          |
| Repollo  | 62,349           | 62,349               | 623                    | 6          |
| Ají  | 28,680           | 28,680               | 287                    | 3          |
| Lechuga  | 28,349           | 28,349               | 283                    | 3          |
| Pepino   | 26,693           | 26,693               | 267                    | 3          |
| Plátano  | 25,821           | 25,821               | 258                    | 3          |
| Apio   | 25,294           | 25,294               | 253                    | 2          |
| Remolacha  | 23,575           | 23,575               | 236                    | 2          |
| Brócoli  | 12,689           | 12,689               | 127                    | 1          |
| Pimentón   | 7,766            | 7,766                | 78                     | 1          |
| Zucchini   | 7,321            | 7,321                | 73                     | 1          |
| Habichuela   | 3,273            | 3,273                | 33                     | 0.3        |
| Chayote  | 2,916            | 2,916                | 29                     | 0.3        |
| Coliflor   | 2,144            | 2,144                | 21                     | 0.2        |
| Frijoles   | 1,907            | 1,907                | 19                     | 0.2        |
| Papaya   | 1,671            | 1,671                | 17                     | 0.2        |
| Perejil  | 989              | 989                  | 10                     | 0.1        |
| Cebollina  | 968              | 968                  | 10                     | 0.1        |
| Rábano   | 572              | 572                  | 6                      | 0.1        |
| Berenjena  | 307              | 307                  | 3                      | 0.03       |
| Fresas   | 267              | 267                  | 3                      | 0.03       |
| Puerro   | 182              | 182                  | 2                      | 0.02       |
| Cilantro   | 22               | 22                   | 0.2                    | 0.002      |
| <b>Total General</b>   | <b>1,016,924</b> | <b>1,016,924</b>     | <b>10,169</b>          | <b>100</b> |

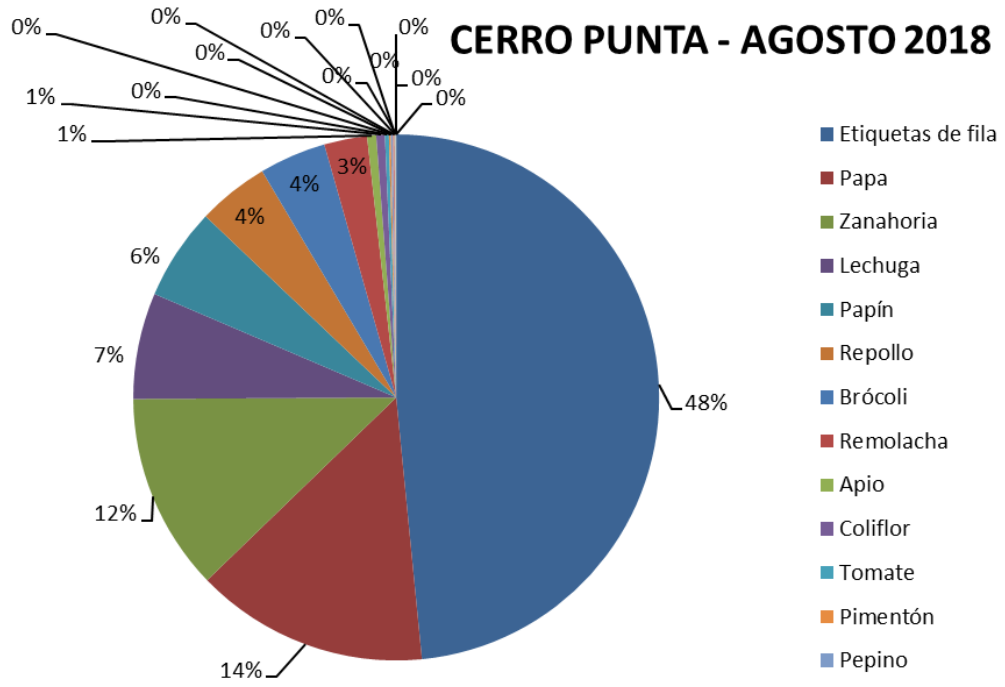
# VOLCÁN - AGOSTO 2018



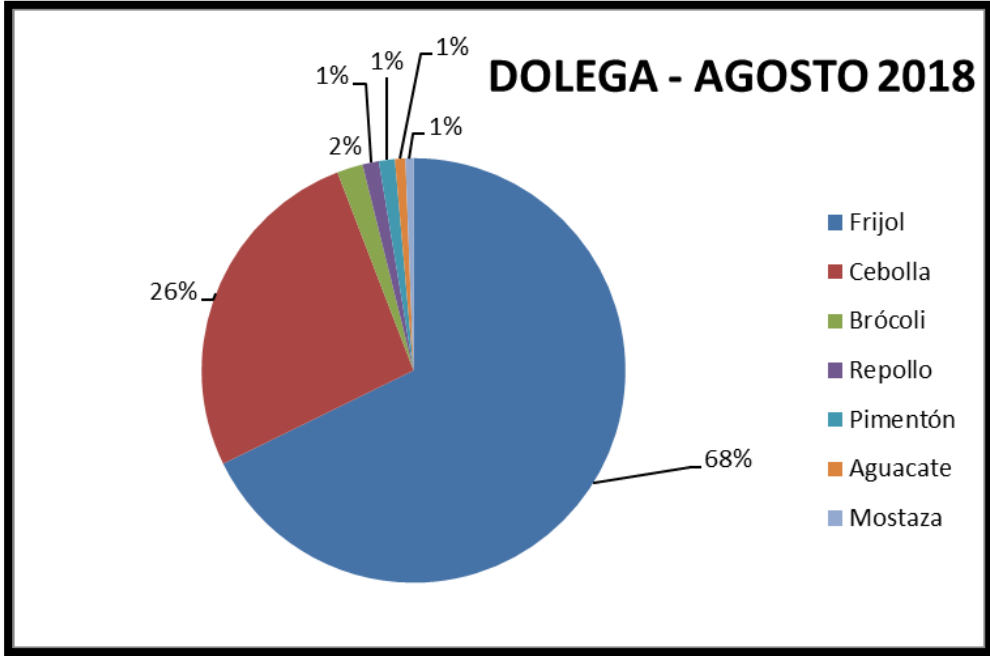
**CANTIDAD DE PRODUCTO INGRESADO AL CENTRO POR MES - CERRO PUNTA****AGOSTO 2018**

| <b>PRODUCTO</b>      | <b>AGOSTO</b>    | <b>TOTAL GENERAL</b> | <b>TOTAL QUINTALES</b> | <b>%</b>   |
|----------------------|------------------|----------------------|------------------------|------------|
| Papa                 | 712,270          | 712,270              | 7,123                  | 48         |
| Zanahoria            | 210,726          | 210,726              | 2,107                  | 14         |
| Lechuga              | 178,432          | 178,432              | 1,784                  | 12         |
| Papín                | 95,970           | 95,970               | 960                    | 7          |
| Repollo              | 83,177           | 83,177               | 832                    | 6          |
| Brócoli              | 64,610           | 64,610               | 646                    | 4          |
| Remolacha            | 60,319           | 60,319               | 603                    | 4          |
| Apio                 | 38,835           | 38,835               | 388                    | 3          |
| Coliflor             | 8,199            | 8,199                | 82                     | 1          |
| Tomate               | 7,787            | 7,787                | 78                     | 1          |
| Pimentón             | 3,538            | 3,538                | 35                     | 0.2        |
| Pepino               | 1,773            | 1,773                | 18                     | 0.1        |
| Cebolla              | 1,763            | 1,763                | 18                     | 0.1        |
| Perejil              | 1,574            | 1,574                | 16                     | 0.1        |
| Puerro               | 602              | 602                  | 6                      | 0.04       |
| Zucchini             | 280              | 280                  | 3                      | 0.02       |
| Puerro               | 223              | 223                  | 2                      | 0.02       |
| Ají                  | 109              | 109                  | 1                      | 0.01       |
| Cilantro             | 97               | 97                   | 1                      | 0.01       |
| Berro                | 61               | 61                   | 1                      | 0.004      |
| Cebollina            | 55               | 55                   | 1                      | 0.004      |
| <b>Total General</b> | <b>1,470,399</b> | <b>1,470,399</b>     | <b>14,704</b>          | <b>100</b> |

### CERRO PUNTA - AGOSTO 2018



| CANTIDAD DE PRODUCTO INGRESADO AL CENTRO POR MES - DOLEGA |                |                |                 |            |
|---|----------------|----------------|-----------------|------------|
| AGOSTO 2018   |                |                |                 |            |
| PRODUCTO  | AGOSTO         | TOTAL GENERAL  | TOTAL QUINTALES | %          |
| Frijol  | 80,000         | 80,000         | 800             | 68         |
| Cebolla   | 31,153         | 31,153         | 312             | 26         |
| Brócoli   | 2,333          | 2,333          | 23              | 2          |
| Repollo   | 1,473          | 1,473          | 15              | 1          |
| Pimentón  | 1,442          | 1,442          | 14              | 1          |
| Aguacate  | 937            | 937            | 9               | 1          |
| Mostaza   | 722            | 722            | 7               | 1          |
| <b>Total General</b>                                      | <b>118,060</b> | <b>118,060</b> | <b>1,181</b>    | <b>100</b> |



### CANTIDAD DE PRODUCTO INGRESADO AL CENTRO POR MES - EL EJIDO

AGOSTO 2018

| PRODUCTO             | AGOSTO        | TOTAL GENERAL<br>LBS | TOTAL QUINTALES | %          |
|----------------------|---------------|----------------------|-----------------|------------|
| Otros                | 47,848        | 47,848               | 478             | 98         |
| Melón                | 548           | 548                  | 5               | 1          |
| Pimentón             | 239           | 239                  | 2               | 0.5        |
| Tomate               | 127           | 127                  | 1               | 0.3        |
| <b>Total General</b> | <b>48,761</b> | <b>48,761</b>        | <b>488</b>      | <b>100</b> |

### EL EJIDO - AGOSTO 2018

